

D215000D

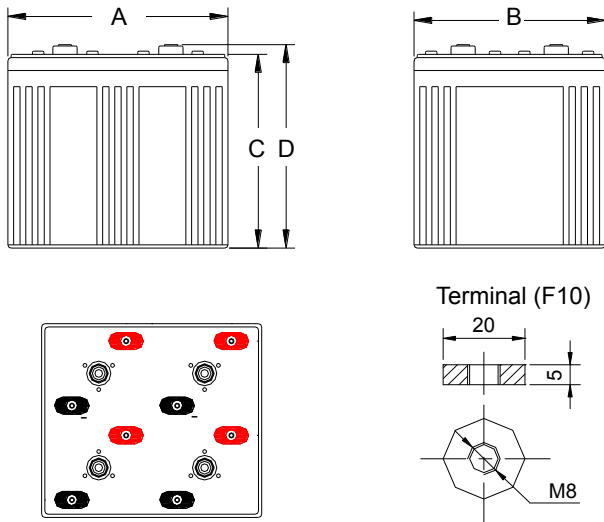
DATA SHEET



Cyclic AGM Battery Block

Discover® AGM Series VRLA Industrial Batteries provide superior high integrity and reliability for commercial, industrial, and private applications. The maintenance-free Valve Regulated Lead Acid (VRLA) construction make Discover® Standard AGM Series Batteries the definitive choice for mobility and Home Medical Equipment (HME), solar and renewable energy, electronics and security, marine and RV, and utility applications.

Mechanical Drawings



Benefits and Features

- Tank formed lead-fin-calcium plates deliver consistent dependable performance and promote long life
- Maintenance-free technology
- 99% gas recombination for extended life in float applications
- Multiple terminal, configuration options and carrying handles available with most models
- Classified as a non-spillable battery and is not restricted for transportation by:
 - Air (IATA/ICAO provision 67)
 - Surface (DOT-CFR-HMR49)
 - Water (per IMDG amendment 27)
- Flame retardant ABS case and cover with UL94 V0 rating available
- UL924 recognized flame arresting low pressure safety vents
- 98% recyclable

Mechanical Specifications

Length (A)	15.75 in	400 mm
Width (B)	13.8 in	350 mm
Height (C)	13.6 in	345 mm
Total Height (D)	15.04 in	382 mm
Weight	207.2 lbs	94 kgs
Terminal (Opt'l)	F10	
Cells	1	
Electrolyte	AGM	

TERMINAL TORQUE: Please refer to our document, located in the Resources webpage (www.discover-energy.com/resources/).

CAUTION: Extra considerations must be given to depths of discharge, operating voltages and currents when designing systems for use at maximum temperatures.

Electrical Specifications

Voltage	2 V
Internal Resistance	0.11 mΩ
Short Circuit 20°C (68°F)	-
20 HR	1615 Ah
10 HR	1500 Ah
5 HR	1340 Ah
1 HR	920 Ah
15 MIN	-
Charge Temperature	-10°C (14°F) to 50°C (122°F)
Discharge Temperature	-20°C (-4°F) to 50°C (122°F)
Maximum Discharge*	-40°C (-40°F) to 60°C (140°F)

Certifications and Standards

Designed in accordance with and published in compliance with applicable BCI, IEC and BS EN standards, including:

- IEC60896-21/22
- BS EN 60254-1:2005
- AS/NZS 4029.2:2000 BS EN 60254-1:2005 (MOD)

Discover® and its facilities and products are certified to multiple standards:

- ISO, UL, QS, and TUV standards
- EITS Germany
- Euro Bat classification for Environmental Stewardship Standards

Discharge Constant Current (Amperes at 25°C/77°F)

End Point V/C	5 MIN	10 MIN	15 MIN	30 MIN	1 HR	3 HR	5 HR	10 HR	20 HR
1.60V	-	2715	2040	1490	920	398	286	160	-
1.65V	-	2573	1942	1425	892	388	280	157	-
1.70V	-	2425	1840	1357	862	378	274	155	-
1.75V	-	2275	1735	1285	830	367	268	152	-
1.80V	-	2120	1630	1220	795	355	260	150	-

Discharge Constant Power (Watts at 25°C/ 77°F)

End Point V/C	5 MIN	10 MIN	15 MIN	30 MIN	45 MIN	1 HR	2 HR	3 HR	5 HR
1.60V	-	4267	3451	2495	1990	1638	975	745	526
1.65V	-	4022	3266	2368	1899	1563	930	723	520
1.70V	-	3772	3077	2242	1804	1491	887	701	515
1.75V	-	3524	2887	2112	1705	1446	860	679	501
1.80V	-	3276	2695	1979	1609	1335	794	657	492



Contact Us



Unit 5-13511 Crestwood Place,
Richmond, BC, V6V 2E9, Canada
Email: info@discover-energy.com
www.discover-energy.com

Charge and Discharge

Max Charge / Discharge Currents	Peak (5 seconds)	Peak (10 seconds)	Max Continuous
Charge	1c20	0.75c20	0.25c20
Discharge	15c20	10c20	0.5c20

Float (Stand-By) Use: Hold a constant voltage of 2.25vpc to 2.30vpc continuously.

When held at this voltage, the battery will seek its own current level and maintain itself in a fully charged condition.

Cyclic Use: Limit initial currents to 0.25C20 amps. Charge until battery voltage reaches 2.40 to 2.45vpc. Hold at 2.40 to 2.45vpc until current drops to under 0.01C20 amps. Battery is fully charged under these conditions, and charger should be disconnected or switched to "float" voltage.

Temperature Coefficient: Adjust charging voltage to +/- 0.005vpc (C, 0.003vpc/F) from 25°C (77°F).

Discharge Characteristics (20°C/68°F)



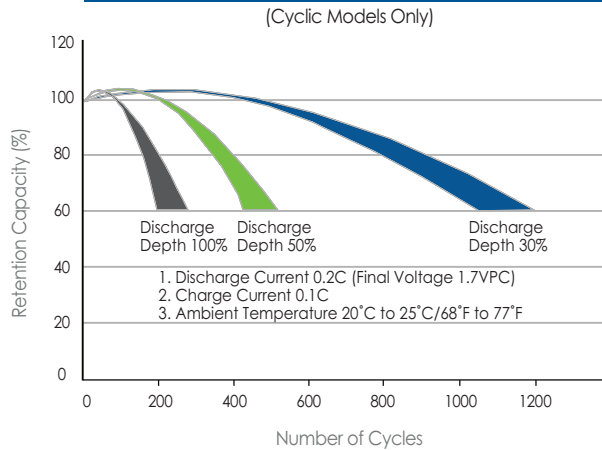
Self-Discharge Characteristics



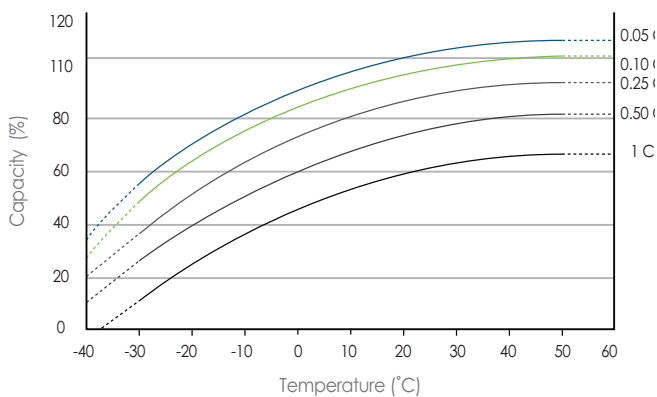
Life Characteristics in Stand-By Use



Life Characteristics in Cyclic Use



Temperature Effects on Capacity



Temperature Effects on Float Life

